




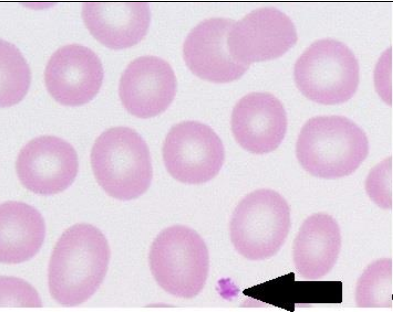
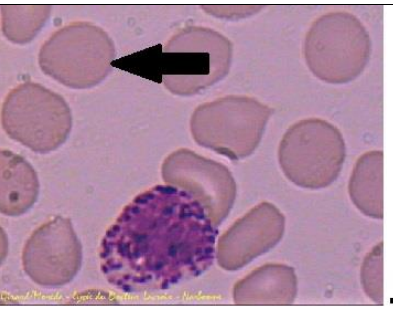



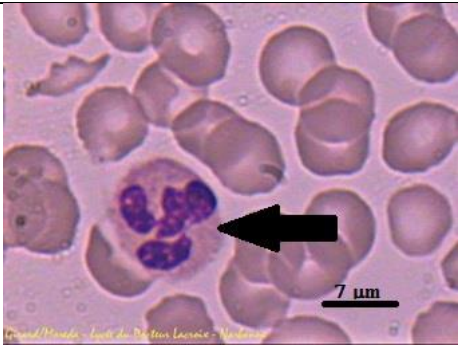


Socrative – Space race


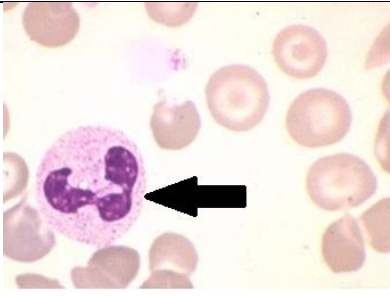


Les éléments figurés du sang - cytologie

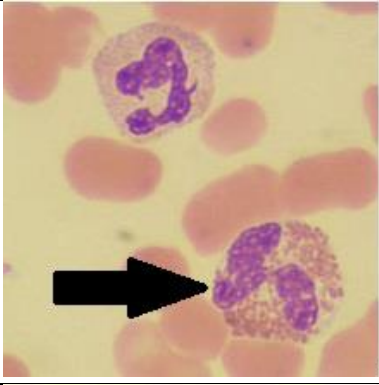
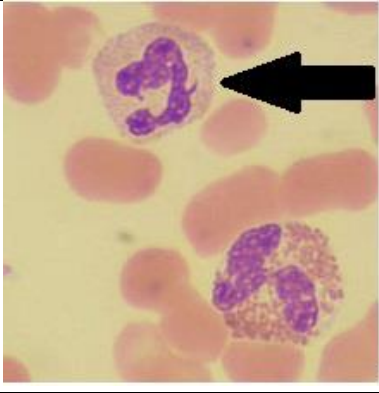
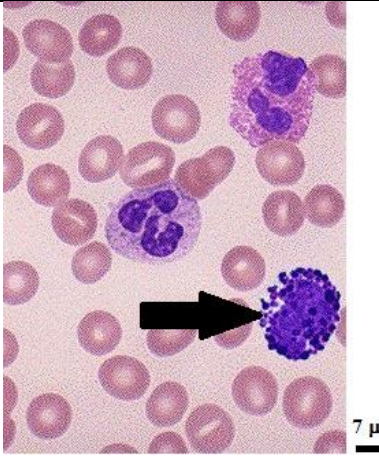
« Room number » :D36411D1

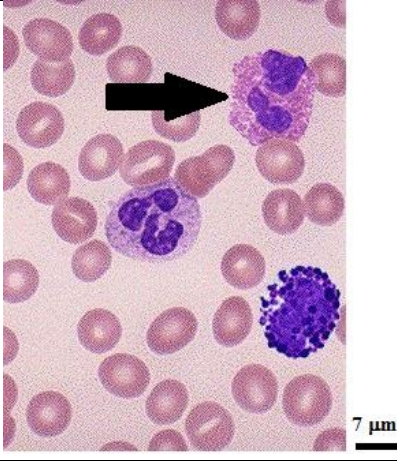
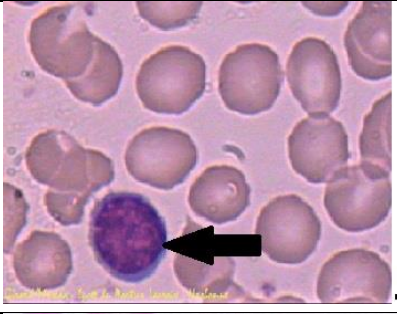
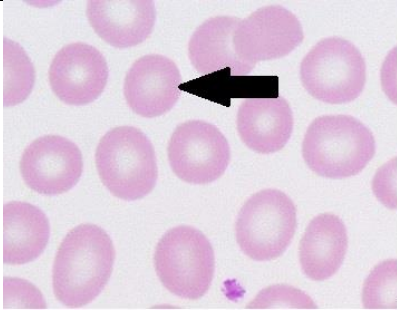
n° :	Question et proposition	Source	Réponse
1	Nommer la cellule : - Globule blanc - Globule rouge	 <p data-bbox="1267 772 1458 799">GR 1_Socrative</p>	Globule rouge
2	Nommer la cellule : - Globule blanc - Plaquette	 <p data-bbox="1267 1070 1514 1098">Thromb 1_Socrative</p>	Plaquette
3	Nommer la cellule : - Globule rouge - Globule blanc	 <p data-bbox="1267 1369 1458 1396">GR 2_Socrative</p>	Globule rouge

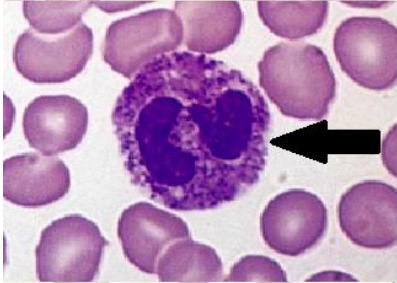

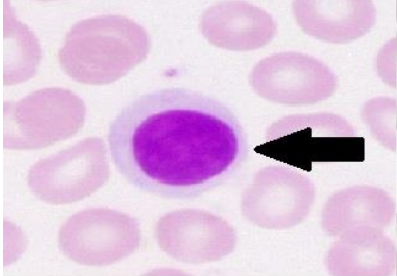

<p>4</p>	<p>Nommer la cellule : - Plaquette - Hématie</p>		<p>GR 3_Socrative</p>	<p>Hématie</p>
<p>5</p>	<p>Nommer la cellule : - Globule rouge - Plaquette</p>		<p>Thromb 2_Socrative</p>	<p>Plaquette</p>
<p>6</p>	<p>Nommer la cellule : - Thrombocyte - Hématie</p>		<p>Thromb 3_Socrative</p>	<p>Thrombocyte</p>
<p>7</p>	<p>Nommer la cellule : - Erythrocyte - Plaquette</p>		<p>GR 4_Socrative</p>	<p>Erythrocyte</p>

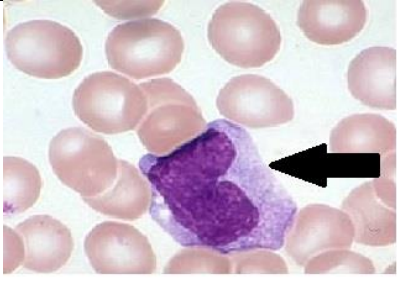
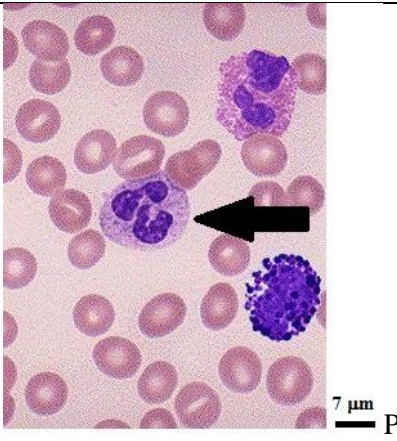
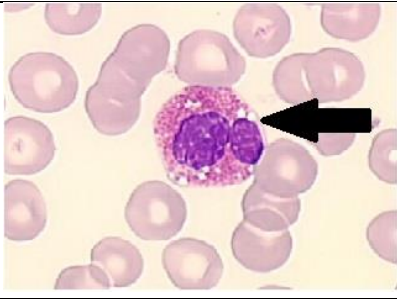
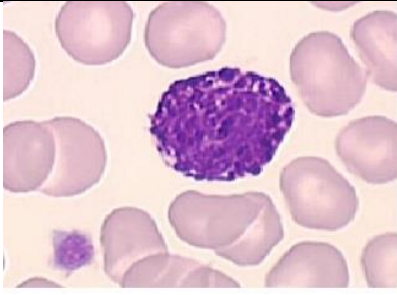
<p>8</p>	<p>Nommer la cellule :</p> <ul style="list-style-type: none"> - Globule blanc - Plaquette 		<p>Thromb 4_Socrative</p>	<p>Plaquette</p>
<p>9</p>	<p>Nommer ce globule blanc :</p> <ul style="list-style-type: none"> - Granulocyte neutrophile - Polynucléaire basophile 		<p>PNN 1_Socrative</p>	<p>Granulocyte neutrophile</p>
<p>10</p>	<p>Nommer ce globule blanc :</p> <ul style="list-style-type: none"> - Granulocyte basophile - Polynucléaire neutrophile 		<p>PNN 2_Socrative</p>	<p>Polynucléaire neutrophile</p>
<p>11</p>	<p>Synonyme de plaquette :</p> <ul style="list-style-type: none"> - Thrombocyte - Erythrocyte 		<p>Thromb 1_Socrative</p>	<p>Thrombocyte</p>

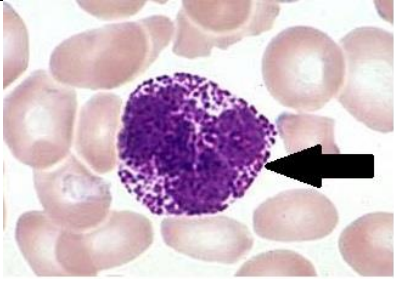
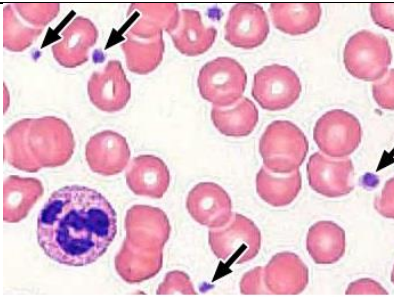
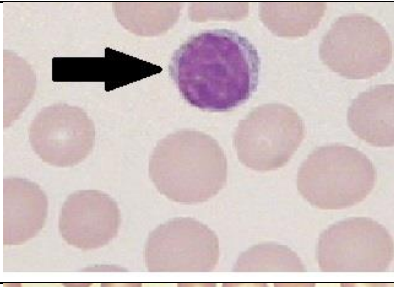

<p>12</p>	<p>Nommer ce globule blanc : - Granulocyte éosinophile - Granulocyte neutrophile</p>		<p>7 μm PNE 1_Socrative</p>	<p>Granulocyte éosinophile</p>
<p>13</p>	<p>Nommer ce globule blanc : - Granulocyte éosinophile - Granulocyte neutrophile</p>		<p>7 μm PNN 3_Socrative</p>	<p>Granulocyte neutrophile</p>
<p>14</p>	<p>Nommer ce globule blanc : - Polynucléaire éosinophile - Lymphocyte</p>		<p>7 μm PNE 2_Socrative</p>	<p>Polynucléaire éosinophile</p>
<p>15</p>	<p>Nommer ce globule blanc : - Granulocyte basophile - Polynucléaire neutrophile</p>		<p>7 μm PNB 1_Socrative</p>	<p>Granulocyte basophile</p>

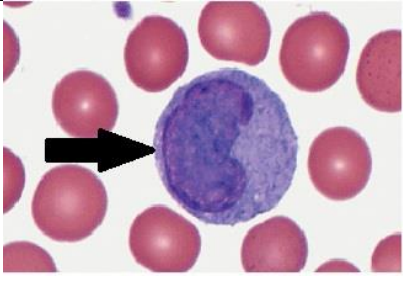
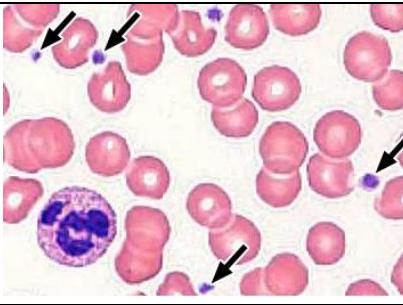
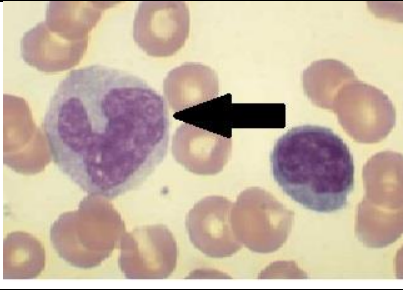
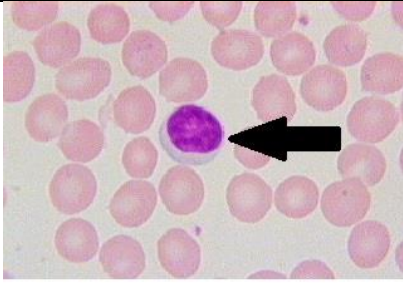
<p>16</p>	<p>Nommer ce globule blanc : - Monocyte - Granulocyte éosinophile</p>	 <p>7 µm PNE 3_Socrative</p>	<p>Granulocyte éosinophile</p>
<p>17</p>	<p>Nommer ce globule blanc : - Lymphocyte - Polynucléaire neutrophile</p>	 <p>7 µm PNN 4_Socrative</p>	<p>Polynucléaire neutrophile</p>
<p>18</p>	<p>Nommer ce globule blanc : - Granulocyte basophile - Granulocyte neutrophile</p>	 <p>7 µm PNB 2_Socrative</p>	<p>Granulocyte basophile</p>

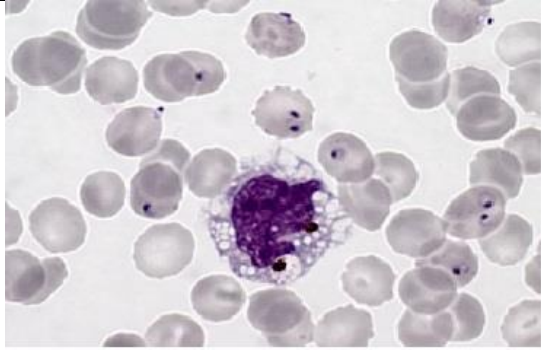

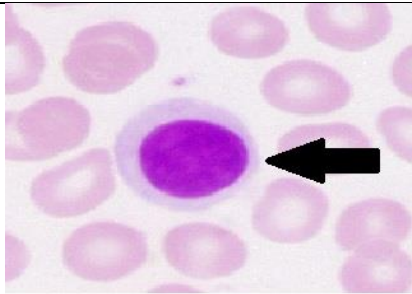
19	Nommer ce globule blanc : - Lymphocyte - Granulocyte éosinophile	 <p>7 µm PNE 4_Socrative</p>	Granulocyte éosinophile
20	Nommer ce globule blanc : - Lymphocyte - Granulocyte éosinophile	 <p>7 µm Lympho 1_Socrative</p>	Lymphocyte
21	Nommer la cellule : - Erythrocyte - Globule blanc	 <p>7 µm GR 5_Socrative</p>	Erythrocyte

<p>22</p>	<p>Nommer ce globule blanc : - Erythrocyte - Granulocyte basophile</p>		<p>7 μm PNB 3_Socrative</p>	<p>Granulocyte basophile</p>
<p>23</p>	<p>Nommer ce globule blanc : - Polynucléaire - Monocyte</p>		<p>7 μm Mono 1_Socrative</p>	<p>Monocyte</p>
<p>24</p>	<p>Nommer ce globule blanc : - Polynucléaire - Lymphocyte</p>		<p>7 μm Lympho 2_Socrative</p>	<p>Lymphocyte</p>
<p>25</p>	<p>Nommer ce globule blanc : - Lymphocyte - Monocyte</p>		<p>7 μm Lympho 3_Socrative</p>	<p>Lymphocyte</p>

<p>26</p>	<p>Nommer ce globule blanc : - Polynucléaire neutrophile - Monocyte</p>	 <p>7 µm Mono 2_Socrative</p>	<p>Monocyte</p>
<p>27</p>	<p>Nommer ce globule blanc : - Granulocyte éosinophile - Granulocyte neutrophile</p>	 <p>7 µm PNN 5_Socrative</p>	<p>Granulocyte neutrophile</p>
<p>28</p>	<p>Nommer ce globule blanc : - Granulocyte éosinophile - Granulocyte neutrophile</p>	 <p>7 µm PNE 5_Socrative</p>	<p>Granulocyte éosinophile</p>
<p>29</p>	<p>Nommer ce globule blanc : - Lymphocyte - Granulocyte basophile</p>	 <p>7 µm PNB 4_Socrative</p>	<p>Granulocyte basophile</p>

<p>30</p>	<p>Nommer ce globule blanc : - Granulocyte neutrophile - Granulocyte basophile</p>		<p>PNB 5_Socrative</p>	<p>Granulocyte basophile</p>
<p>31</p>	<p>Nommer la cellule : - Leucocyte - Thrombocyte</p>		<p>Thromb 5_Socrative</p>	<p>Thrombocyte</p>
<p>32</p>	<p>Nommer ce globule blanc : - Granulocyte neutrophile - Lymphocyte</p>		<p>Lympho 4_Socrative</p>	<p>Lymphocyte</p>
<p>33</p>	<p>Nommer ce globule blanc : - Monocyte - Polynucléaire neutrophile</p>		<p>Mono 3_Socrative</p>	<p>Monocyte</p>

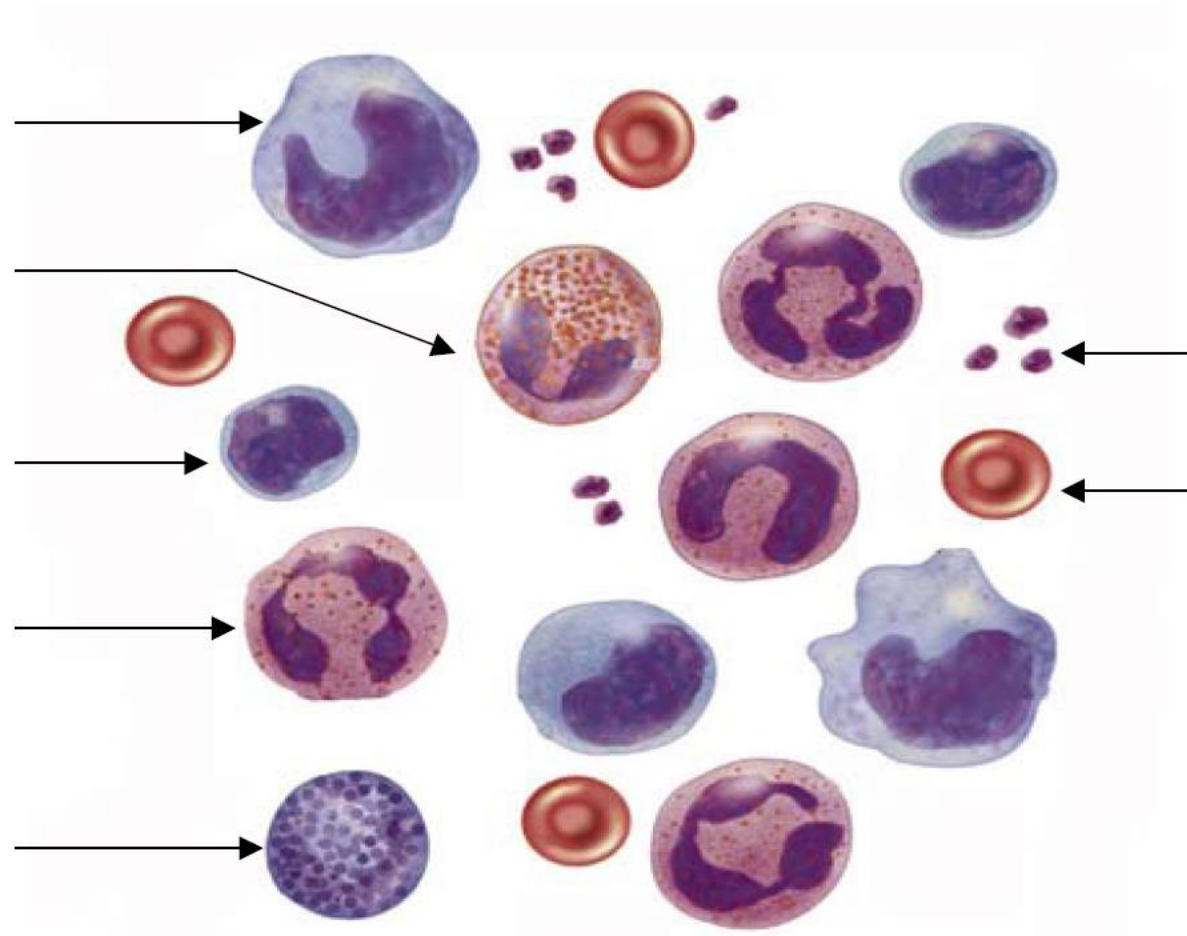
<p>34</p>	<p>Nommer ce globule blanc :</p> <ul style="list-style-type: none"> - Monocyte - Polynucléaire basophile 		<p>7 μm Mono 4_Socrative</p>	<p>Monocyte</p>
<p>35</p>	<p>Synonyme de thrombocyte :</p> <ul style="list-style-type: none"> - Erythrocyte - Plaquette 		<p>7 μm Thromb 5_Socrative</p>	<p>Plaquette</p>
<p>36</p>	<p>Nommer ce globule blanc :</p> <ul style="list-style-type: none"> - Monocyte - Polynucléaire éosinophile 		<p>7 μm Mono 5_Socrative</p>	<p>Monocyte</p>
<p>37</p>	<p>Nommer ce globule blanc :</p> <ul style="list-style-type: none"> - Lymphocyte - Monocyte 		<p>7 μm Lympho 5_Socrative</p>	<p>Lymphocyte</p>

<p>38</p>	<p>Nommer ce globule blanc : - Thrombocyte - Macrophage</p>			<p>7 μm Macroph 1_Socrative</p>	<p>Macrophage</p>
<p>39</p>	<p>Nommer ce globule blanc : - Macrophage - Plaquette</p>		 <p>Copyright © 2004 Dennis Kunkel Microscopy, Inc.</p>	<p>7 μm Macroph 2_Socrative</p>	<p>Macrophage</p>
<p>40</p>	<p>Synonyme de globule blanc : - Erythrocyte - Leucocyte</p>			<p>7 μm Lympho 2_Socrative</p>	<p>Leucocyte</p>

Question de synthèse

Annoter le schéma suivant d'un frottis sanguin

Les cellules sanguines



Correction possible

Les cellules sanguines

